


# MSS Series

## Standard Size Slide Switches

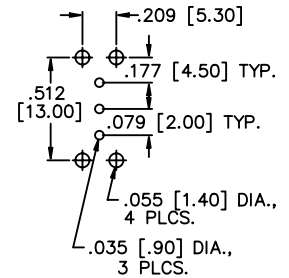
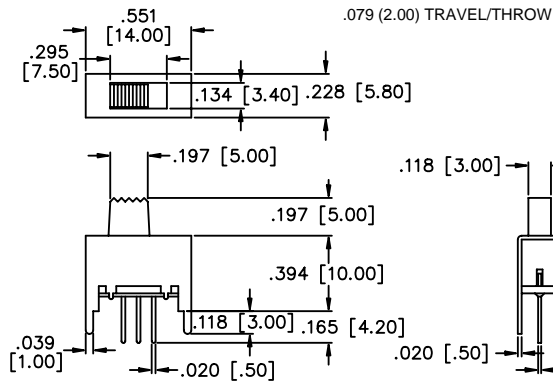
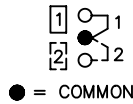
SPECIFICATIONS	FEATURES	
<p><b>Contact ratings:</b> Gold; 0.4 Volt-Amps (VA) max. at 20 V max. (AC or DC)  Silver; 300 mA at 125 VAC or 30 VDC</p> <p><b>Initial contact resistance:</b> 20 milliohms max.</p> <p><b>Insulation resistance:</b> 100 megohms min. at 500 VDC</p> <p><b>Dielectric strength:</b> 500 volts RMS at sea level</p> <p><b>Electrical life:</b> 10,000 cycles min.</p> <p><b>Operating temperature range:</b> -10°C to +60°C</p> <p><b>Solder heat resistance:</b> 260°C max. for 3 seconds</p> <p><b>Solvent washing permissible</b></p>	<ul style="list-style-type: none"> <li>● <b>Bifurcated wiping contact design.</b></li> <li>● <b>Epoxy sealed terminals.</b></li> <li>● <b>Wash-through open frame construction.</b></li> <li>● <b>Reinforcing mounting legs.</b></li> </ul>	
	MATERIALS	
	<p><b>Contacts &amp; terminals:</b> Gold or silver available (see contact ratings)</p> <p><b>Housing:</b> Tin/lead plated steel</p> <p><b>Base:</b> Phenolic laminated sheet</p>	<p><b>Actuator:</b> Thermoplastic</p> <p><b>Terminal seal:</b> Epoxy</p>

MODEL NO.	PLATING
<b>MSS12A</b>	SILVER
<b>MSS12AG</b>	GOLD



VERTICAL ACTUATOR

### 1P2T



SCHMATIC

MECHANICAL OUTLINE

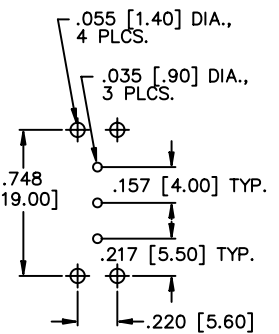
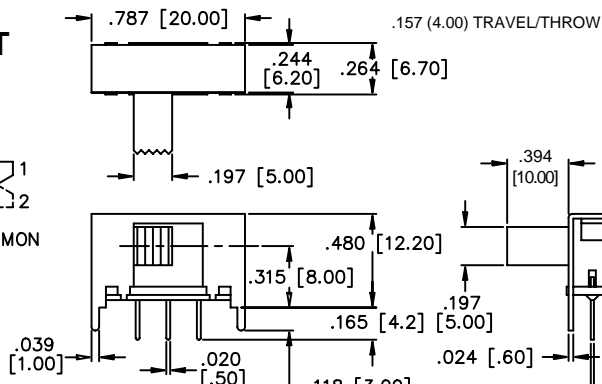
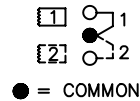
P.C. BOARD LAYOUT

MODEL NO.	PLATING
<b>MSS12AR</b>	SILVER



RIGHT ANGLE ACTUATOR

### 1P2T



SCHMATIC

MECHANICAL OUTLINE

P.C. BOARD LAYOUT

SPECIFICATIONS SUBJECT TO CHANGE WITHOUT NOTICE

# MSS Series

## Standard Size Slide Switches

SPECIFICATIONS SUBJECT TO CHANGE WITHOUT NOTICE

<table border="1" style="width: 100%; border-collapse: collapse;"> <thead> <tr> <th style="text-align: left;">MODEL NO.</th> <th style="text-align: left;">PLATING</th> </tr> </thead> <tbody> <tr> <td><b>MSS14</b></td> <td>SILVER</td> </tr> </tbody> </table>	MODEL NO.	PLATING	<b>MSS14</b>	SILVER	<p style="font-size: 1.2em; font-weight: bold;">1P4T</p> <p>● = COMMON</p>	<p>4-40 UNC-2B THD, 2 PLCS</p>				
MODEL NO.	PLATING									
<b>MSS14</b>	SILVER									
<p>VERTICAL ACTUATOR</p>	<p style="font-size: 1.2em; font-weight: bold;">2P2T</p> <p>● = COMMON</p>									
<table border="1" style="width: 100%; border-collapse: collapse;"> <thead> <tr> <th style="text-align: left;">MODEL NO.</th> <th style="text-align: left;">PLATING</th> </tr> </thead> <tbody> <tr> <td><b>MSS22</b></td> <td>SILVER</td> </tr> <tr> <td><b>MSS22G</b></td> <td>GOLD</td> </tr> </tbody> </table>	MODEL NO.	PLATING	<b>MSS22</b>	SILVER	<b>MSS22G</b>	GOLD	<p>VERTICAL ACTUATOR</p>	<p style="font-size: 1.2em; font-weight: bold;">2P2T</p> <p>● = COMMON</p>		
MODEL NO.	PLATING									
<b>MSS22</b>	SILVER									
<b>MSS22G</b>	GOLD									
<p>RIGHT ANGLE ACTUATOR</p>	<p style="font-size: 1.2em; font-weight: bold;">2P3T</p> <p>● = COMMON</p>									
<table border="1" style="width: 100%; border-collapse: collapse;"> <thead> <tr> <th style="text-align: left;">MODEL NO.</th> <th style="text-align: left;">PLATING</th> </tr> </thead> <tbody> <tr> <td><b>MSS225R</b></td> <td>SILVER</td> </tr> <tr> <td><b>MSS225RG</b></td> <td>GOLD</td> </tr> </tbody> </table>	MODEL NO.	PLATING	<b>MSS225R</b>	SILVER	<b>MSS225RG</b>	GOLD	<p>VERTICAL ACTUATOR</p>	<p style="font-size: 1.2em; font-weight: bold;">2P3T</p> <p>● = COMMON</p>		
MODEL NO.	PLATING									
<b>MSS225R</b>	SILVER									
<b>MSS225RG</b>	GOLD									

# MSS Series

## Standard Size Slide Switches

<p><b>MODEL NO. PLATING</b></p> <p><b>MSS24AG</b> GOLD</p>	<p><b>2P4T</b></p> <p>VERTICAL ACTUATOR</p>
<p><b>MODEL NO. PLATING</b></p> <p><b>MSS42</b> SILVER</p> <p><b>MSS42G</b> GOLD</p>	<p><b>4P2T</b></p> <p>VERTICAL ACTUATOR</p>
<p><b>MODEL NO. PLATING</b></p> <p><b>MSS42R</b> SILVER</p> <p><b>MSS42RG</b> GOLD</p>	<p><b>4P2T</b></p> <p>RIGHT ANGLE ACTUATOR</p>
<p><b>MODEL NO. PLATING</b></p> <p><b>MSS43</b> SILVER</p>	<p><b>4P3T</b></p> <p>VERTICAL ACTUATOR</p>

SPECIFICATIONS SUBJECT TO CHANGE WITHOUT NOTICE